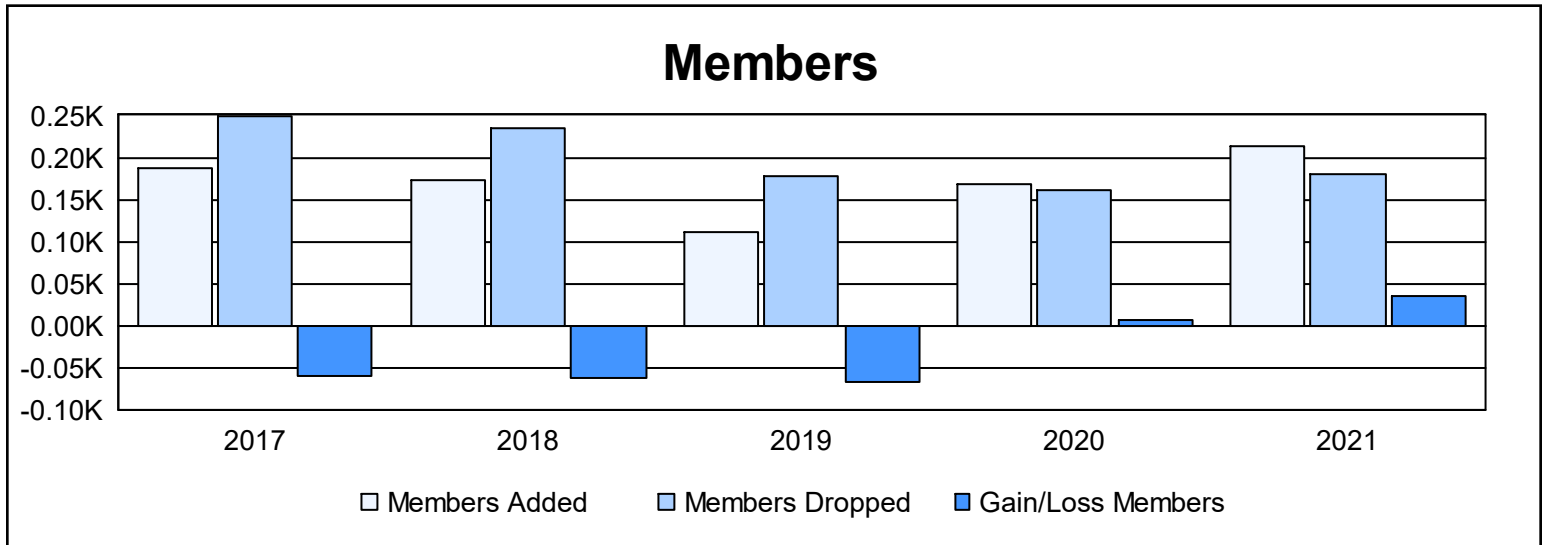
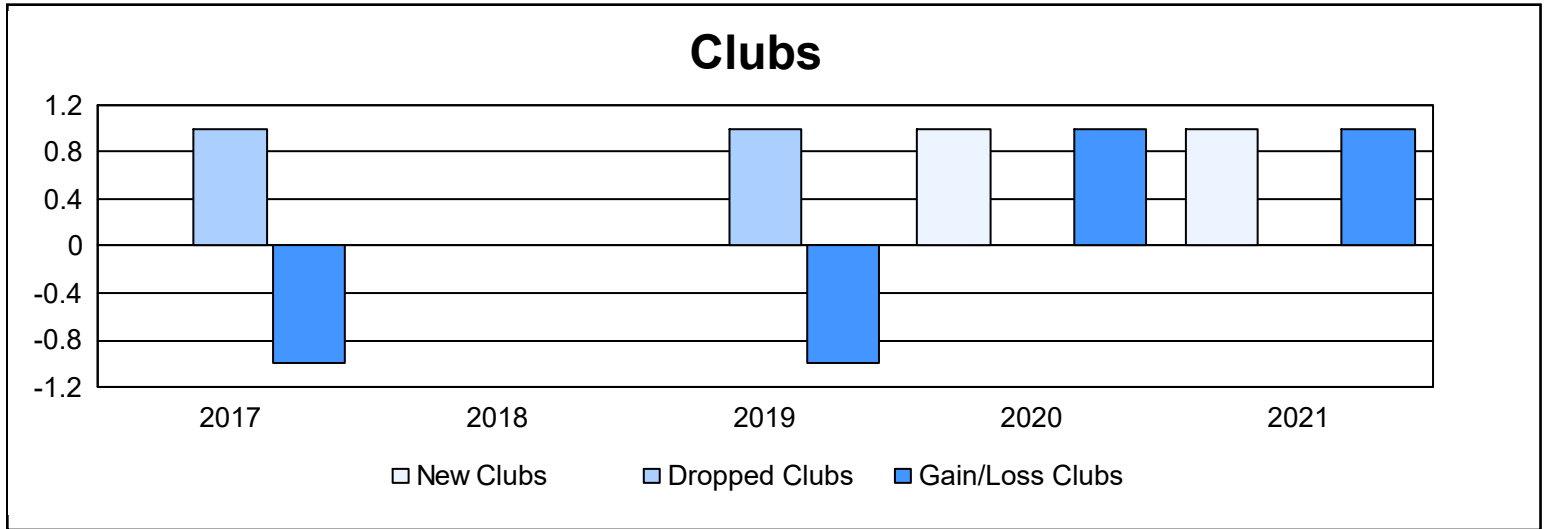
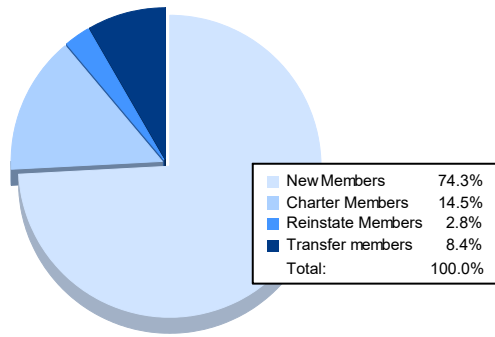


| Year           | New Clubs | Dropped Clubs | Gain/ Loss Clubs | New Members | Charter Members | Reinstate Members | Transfer Members | Total Member Added | Total Members Dropped | Gain/ Loss Members |
|----------------|-----------|---------------|------------------|-------------|-----------------|-------------------|------------------|--------------------|-----------------------|--------------------|
| 2016-2017      | 0         | 1             | -1               | 157         | 9               | 1                 | 21               | 188                | 249                   | -61                |
| 2017-2018      | 0         | 0             | 0                | 150         | 2               | 4                 | 16               | 172                | 234                   | -62                |
| 2018-2019      | 0         | 1             | -1               | 90          | 1               | 9                 | 10               | 110                | 177                   | -67                |
| 2019-2020      | 1         | 0             | 1                | 122         | 34              | 3                 | 8                | 167                | 161                   | 6                  |
| 2020-2021      | 1         | 0             | 1                | 159         | 31              | 6                 | 18               | 214                | 180                   | 34                 |
| <b>Average</b> | <b>0</b>  | <b>0</b>      | <b>0</b>         | <b>136</b>  | <b>15</b>       | <b>5</b>          | <b>15</b>        | <b>170</b>         | <b>200</b>            | <b>-30</b>         |



### Membership Composition June 2021 Cumulative



### Gender Composition June 2021 Cumulative

